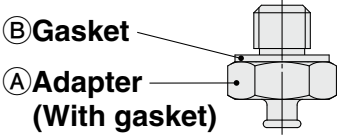
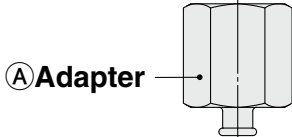


# Compact Type ZP3 Series Mounting Bracket Assembly

Model Selection

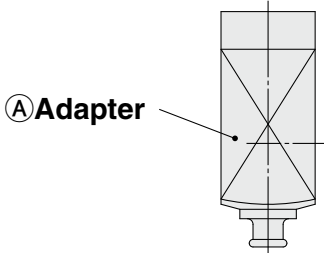
## Adapter Assembly: Vacuum Inlet Direction **Vertical** T Type/ZP3-T

Product part no.	<p>ZP3 - T ① ② □ - ③</p> <p>Pad diameter ●      Pad form ●      Pad material ●</p> <p>● Connection thread (Male/Female thread)</p>	
Component parts	<p><b>Male thread</b></p> 	<p><b>Female thread</b></p> 

		Symbol	① Pad diameter symbol								
			015	02	035	04	06	08	10	13	16
② Pad form	Flat type	U	●	●	●	—	—	—	—	—	—
	Flat type with groove	UM	—	—	—	●	●	●	●	●	●
	Bellows type	B	—	—	—	●	●	●	●	●	●
③ Connection thread	Male thread	M3 x 0.5	ZP3A-T1-A3			—			—		
		M5 x 0.8	—			ZP3A-T2-A5			ZP3A-T3-A5		
	Female thread	M3 x 0.5	ZP3A-T1-B3			—			—		
		M5 x 0.8	—			ZP3A-T2-B5			ZP3A-T3-B5		
④ Gasket (Single unit)	10 pcs.*1		M-3G2			ZP-5G2			ZP-5G2		
	100 pcs.*1		—			M-5G2			M-5G2		

\*1 The gasket (single unit) sales unit is shown.

## Adapter Assembly: Vacuum Inlet Direction **Lateral** Y Type/ZP3-Y

Product part no.	<p>ZP3 - Y ① ② □ - ③ - ④</p> <p>Pad diameter ●      Pad form ●      Pad material ●</p> <p>● Vacuum inlet (Female thread)</p> <p>● Connection thread (Female thread)</p>	
Component parts	 <p>The One-touch fitting and barb fitting should be ordered separately. Refer to the dimensions for part numbers.</p>	

		Symbol	① Pad diameter symbol									
			015	02	035	04	06	08	10	13	16	
② Pad form	Flat type	U	●	●	●	—	—	—	—	—	—	
	Flat type with groove	UM	—	—	—	●	●	●	●	●	●	
	Bellows type	B	—	—	—	●	●	●	●	●	●	
③ Connection thread	Female thread	M3 x 0.5	B3	ZP3A-Y1-B3			—			—		
		M5 x 0.8	B5	—			ZP3A-Y2-B5			ZP3A-Y3-B5		
	④ Vacuum inlet	Female thread	M3 x 0.5	B3	ZP3A-Y1-B3			—			—	
M5 x 0.8			B5	—			ZP3A-Y2-B5			ZP3A-Y3-B5		

ZP3 Compact

Flat Type

Flat Type with Groove

Bellows Type

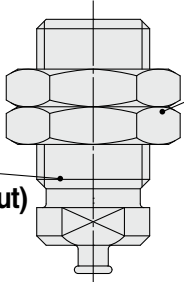
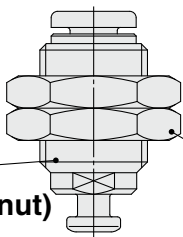


Bellows Type with Ribs

Construction

Mounting Bracket Assembly

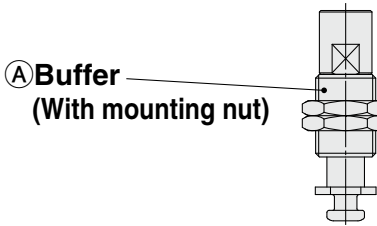
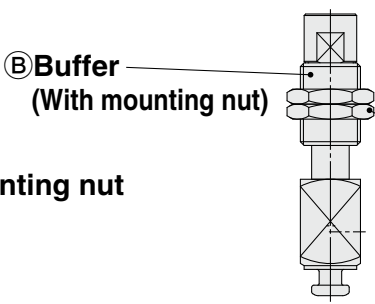
Precautions

**Adapter Assembly: Vacuum Inlet Direction** **Vertical** T Type/ZP3-T

<b>Product part no.</b>	<p><b>ZP3 - T</b> ① ② □ - ③ - ④</p> <p>● Pad diameter      ● Pad form      ● Vacuum inlet</p> <p>● Connection thread</p> <p>● Pad material</p>
<b>Component parts</b>	<div style="display: flex; justify-content: space-around; align-items: center;"> <div style="text-align: center;">  <p>Ⓐ Adapter (With mounting nut)</p> </div> <div style="text-align: center;">  <p>Ⓑ Adapter (With mounting nut)</p> </div> <div style="text-align: center;">  <p>Ⓒ Mounting nut</p> </div> <div style="text-align: center;">  <p>Ⓒ Mounting nut</p> </div> </div> <p style="font-size: small; margin-top: 10px;">The One-touch fitting and barb fitting for Ⓐ adapter should be ordered separately. Refer to the dimensions for part numbers.</p>

				Symbol	① Pad diameter symbol										
					015	02	035	04	06	08	10	13	16		
② Pad form				Flat type	<b>U</b>	●	●	●	—	—	—	—	—	—	—
				Flat type with groove	<b>UM</b>	—	—	—	●	●	●	●	●	●	●
				Bellows type	<b>B</b>	—	—	—	●	●	●	●	●	●	●
Ⓐ Adapter	③ Connection thread	Male thread	M6 x 0.75	<b>A6</b>	④ Vacuum inlet	Female thread	M3 x 0.5	<b>B3</b>	<b>ZP3A-T1-A6-B3</b>			—			
			M10 x 1	<b>A10</b>			M5 x 0.8	<b>B5</b>	—			<b>ZP3A-T2-A10-B5</b>			
			M12 x 1	<b>A12</b>			M5 x 0.8	<b>B5</b>	—			<b>ZP3A-T3-A12-B5</b>			
Ⓑ Adapter	③ Connection thread	Male thread	M10 x 1	<b>A10</b>	④ Vacuum inlet	One-touch fitting	ø4	<b>04</b>	—			<b>ZP3A-T2-A10-04</b>			
			M12 x 1	<b>A12</b>			ø4	<b>04</b>	—			<b>ZP3A-T3-A12-04</b>			
							ø6	<b>06</b>	—			<b>ZP3A-T3-A12-06</b>			
Ⓒ Mounting nut (Single unit)				M6 x 0.75	<b>ZPNA-M6A</b>			—			—				
				M10 x 1	—			<b>ZPNA-M10</b>			—				
				M12 x 1	—			—			<b>ZPNA-M12A</b>				

**Buffer Assembly: Vacuum Inlet Direction** **Vertical** T Type/ZP3-T, **Lateral** Y Type/ZP3-Y

<b>Product part no.</b>	<p style="text-align: center;"><b>ZP3 - (T/Y) ① ② □ - (J/JB/K) - ③ - ④</b></p> <p>T: Vertical vacuum inlet Y: Lateral vacuum inlet</p> <p>① Pad diameter ② Pad form □ Pad material ③ J: Rotating, JB: Rotating, With bushing, K: Non-rotating ④ Vacuum inlet (Female thread) Buffer stroke</p>	
<b>Component parts</b>	<p>Vertical vacuum inlet</p>  <p>Ⓐ Buffer (With mounting nut) Ⓒ Mounting nut</p>	<p>Lateral vacuum inlet</p>  <p>Ⓑ Buffer (With mounting nut) Ⓒ Mounting nut</p>

The One-touch fitting and barb fitting should be ordered separately. Refer to the dimensions for part numbers.

		Symbol	① Pad diameter symbol										
			015	02	035	04	06	08	10	13	16		
② Pad form	Flat type	U	●	●	●	—	—	—	—	—	—		
	Flat type with groove	UM	—	—	—	●	●	●	●	●	●		
	Bellows type	B	—	—	—	●	●	●	●	●	●		
<b>Vertical</b>	Ⓐ Buffer	④ Vacuum inlet	Female thread	M3 x 0.5	B3	③ Buffer stroke	3	ZP3B-T1(J/K)3-B3		—		—	
							6	ZP3B-T1(J/K)6-B3		—		—	
							3	—		ZP3B-T2A(J/K)3-B5		ZP3B-T2B(J/K)3-B5	
							6	—		ZP3B-T2A(J/K)6-B5		ZP3B-T2B(J/K)6-B5	
							10	—		ZP3B-T2A(J/K)10-B5		ZP3B-T2B(J/K)10-B5	
							15	—		ZP3B-T2A(JB/K)15-B5		ZP3B-T2B(JB/K)15-B5	
	M5 x 0.8	B5	③ Buffer stroke	20	—		ZP3B-T2A(JB/K)20-B5		ZP3B-T2B(JB/K)20-B5				
				3	ZP3B-Y1(J/K)3-B3		—		—				
				6	ZP3B-Y1(J/K)6-B3		—		—				
				3	—		ZP3B-Y2A(J/K)3-B5		ZP3B-Y2B(J/K)3-B5				
				6	—		ZP3B-Y2A(J/K)6-B5		ZP3B-Y2B(J/K)6-B5				
				10	—		ZP3B-Y2A(J/K)10-B5		ZP3B-Y2B(J/K)10-B5				
M5 x 0.8	B5	③ Buffer stroke	15	—		ZP3B-Y2A(JB/K)15-B5		ZP3B-Y2B(JB/K)15-B5					
			20	—		ZP3B-Y2A(JB/K)20-B5		ZP3B-Y2B(JB/K)20-B5					
			Ⓒ Mounting nut (Single unit)		M6 x 0.75	ZPNA-M6A		—		—			
					M8 x 0.75	—		ZPNA-M8A		ZPNA-M8A			

**[Buffer part number example]**

Product part no. **ZP3 - T 08UMN J 10 - 04**

Buffer **ZP3B - T 2A J 10 - B5**

③ Buffer stroke

One-touch fitting **KQ2H04-M5N**