

 Contact our sales office for delivery dates and prices as this is a special model.

 **P.G.Information** (Specialized Product)

SP133X-024E
P: SP

Polyurethane Coil Tubing/TCU Series

TCU-~~X~~ -X192·X193·X198·X199

SMC CORPORATION
4-14-1, SOTO-KANDA,
CHIYODA-KU,
TOKYO 101-0021, JAPAN
URL: <http://www.smcworld.com>

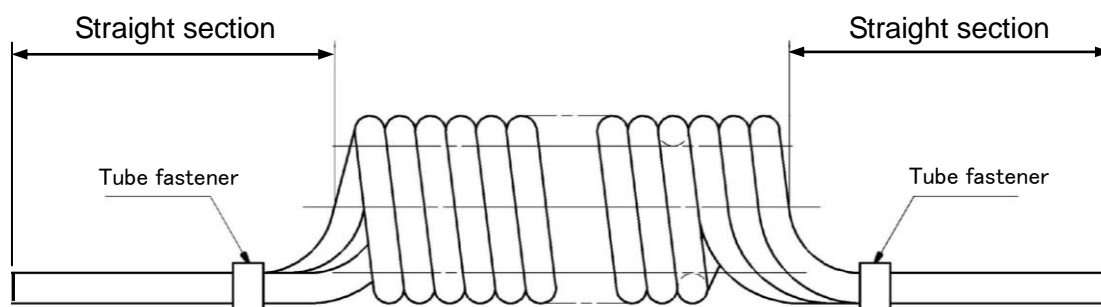
■ Features:

1. Specification of a color for each core possible.

*8 colors: Black, White, Red, Blue, Yellow, Green, Clear, Orange

2. Optional length for the straight section.(X198/X199)

Model	-X192	-X198	-X193	-X199
Number of cores	2 cores		3 cores	
Straight section length	100mm	Optional	100mm	Optional



2 cores (Black, White)



3 cores (Black, White, Red)

■ Specifications

Fluid	Air
Max. operating pressure (at 20°C)	0.8MPa
Operating temperature	-20 ~ 60°C
Material	Polyurethane

How to Order and Dimensions: mm

<2 Cores>

TCU 0604 - 12 - 3 -X192 (Straight section length: L2, L3=100mm, L4=200mm)

TCU 0604 - 12 A 3 -X198

● Tubing size

0425	φ 4Xφ 2.5
0604	φ 6Xφ 4
0805	φ 8Xφ 5
1065	φ 10Xφ 6.5
1208	φ 12Xφ 8

● Straight section length

Symbol	L2(mm)	L3(mm)	L4(mm) [L2+L3]
A	100	150	250
B	150	150	300
C	150	200	350
D	200	200	400
E	200	250	450
F	250	250	500
G	250	300	550
H	300	300	600
I	300	350	650
J	350	350	700
K	350	400	750
L	400	400	800
M	400	450	850
N	450	450	900
O	450	500	950
P	500	500	1000

● No. of coil windings per tube length

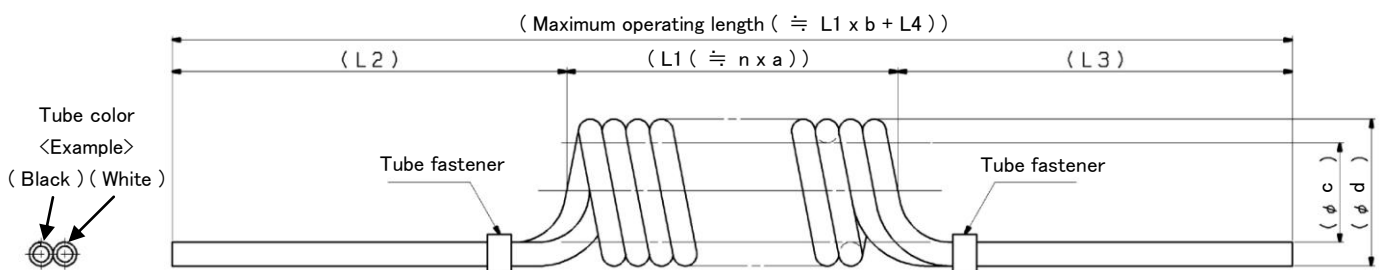
Symbol (n)	No. of coil windings	Tubing size
3~100	3~100	0425
	3~66	0604
	3~50	0805
	3~40	1065
	3~33	1208

Note 1: Color

(Example: Black, White)

1	Black
2	White
3	Red
4	Blue
5	Yellow
6	Green
7	Clear
8	Orange

Note 1: The tube color would be specified in the order of the color code.



Tubing size	Factor a	Factor b	Coil inner dia. φ c	Coil external dia. φ d	No. of coil windings per tube length n
0425	8	4.4	φ 20	φ 28	3 ~ 100
0604	12	3.8	φ 25	φ 37	3 ~ 66
0805	16	3	φ 26	φ 42	3 ~ 50
1065	20	3	φ 32	φ 52	3 ~ 40
1208	24	3	φ 43	φ 67	3 ~ 33

<3 Cores>

TCU 0604 - 123 - 3 -X193 (Straight section length: L2,L3=100mm, L4=200mm)

TCU 0604 - 123 A 3 -X199

● Tubing size

0425	φ 4Xφ 2.5
0604	φ 6Xφ 4

● Straight section length

Symbol	L2(mm)	L3(mm)	L4(mm) [L2+L3]
A	100	150	250
B	150	150	300
C	150	200	350
D	200	200	400
E	200	250	450
F	250	250	500
G	250	300	550
H	300	300	600
I	300	350	650
J	350	350	700
K	350	400	750
L	400	400	800
M	400	450	850
N	450	450	900
O	450	500	950
P	500	500	1000

● No. of coil windings per tube length

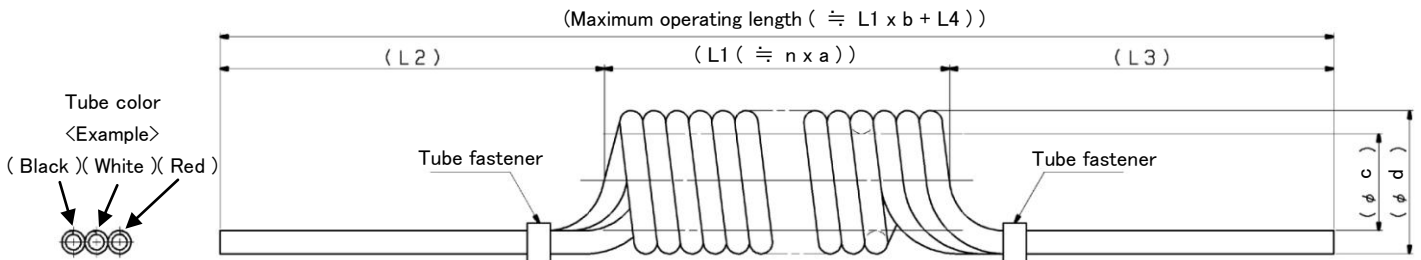
Symbol (n)	No. of coil windings	Tubing size
3~66	3~66	0425
	3~44	0604

Note 1: Color

(Example: Black, White, Red)

1	Black
2	White
3	Red
4	Blue
5	Yellow
6	Green
7	Clear
8	Orange

Note 1: The tube color would be specified in the order of the color code.



Tubing size	Factor a	Factor b	Coil inner dia. φ c	Coil external dia. φ d	No. of coil windings per tube length n
0425	12	2.9	φ 20	φ 28	3 ~ 66
0604	18	2.5	φ 25	φ 37	3 ~ 44

⚠ Caution To ensure the safest possible operation of this product, please be sure to thoroughly read the "Safety Instructions" in our "Best Pneumatics" catalog before use.